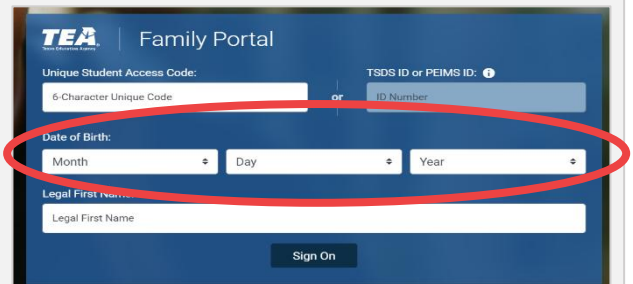


This document provides a step-by-step process to access the Texas Education Agency (TEA) Family Portal. The Family Portal allows families and caregivers to view their student's STAAR assessment results.

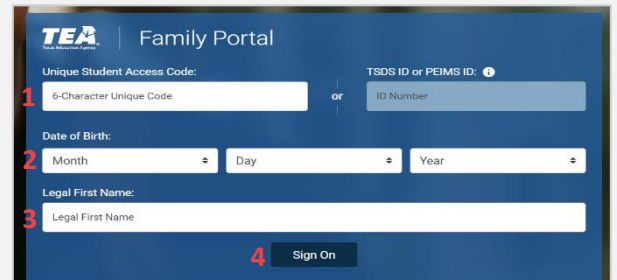
Step 1: Open web browser. Navigate to:
www.TexasAssessment.gov



Step 2: Choose your login method. You have two options – use whichever information you have available.

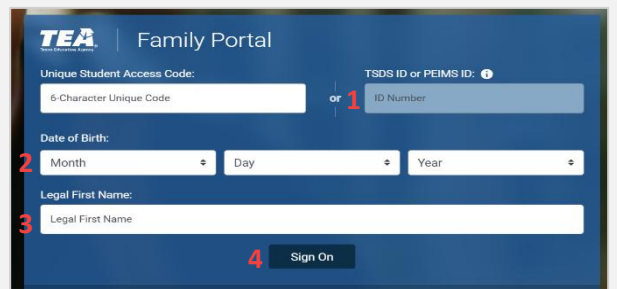


Option A: Enter (1) student's unique 6-digit access code, (2) date of birth, (3) legal FIRST name, and (4) click "Sign In."

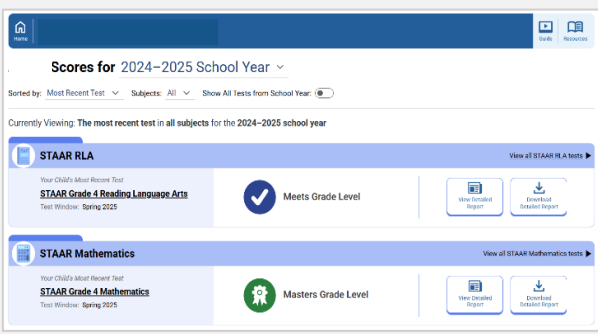


OR

Option B: Enter (1) student's TSDS or PEIMS number, (2) date of birth, (3) their legal FIRST name, and (4) click "Sign In."



Step 3: View results. You will be directed to your student's assessment dashboard. Select the assessment year and subject to view detailed results.



Don't have their TSDS or PEIMS number? Use their social security number instead!